

# Primary Expansion Programme

**Fox Lane Residents Association**

**30 April 2013**

[www.enfield.gov.uk](http://www.enfield.gov.uk)

Striving for excellence



---

# Primary Expansion Programme

**David Burrowes MP**

**Member of Parliament for Enfield,  
Southgate**

[www.enfield.gov.uk](http://www.enfield.gov.uk)

Striving for excellence



# Primary Expansion Programme

## Councillor Ayfer Orhan

Cabinet Member for Children & Young People

[www.enfield.gov.uk](http://www.enfield.gov.uk)

Striving for excellence



---

# Primary Expansion Programme

**Andrew Fraser**

Director  
Schools & Children's Services

[www.enfield.gov.uk](http://www.enfield.gov.uk)

Striving for excellence



---

# Primary Expansion Programme

**Jenny Tosh**

**Assistant Director  
Schools & Children's Services**

[www.enfield.gov.uk](http://www.enfield.gov.uk)

Striving for excellence



---

# Primary Expansion Programme

## Neil Best

PEP Stakeholder Engagement Manager

[www.enfield.gov.uk](http://www.enfield.gov.uk)

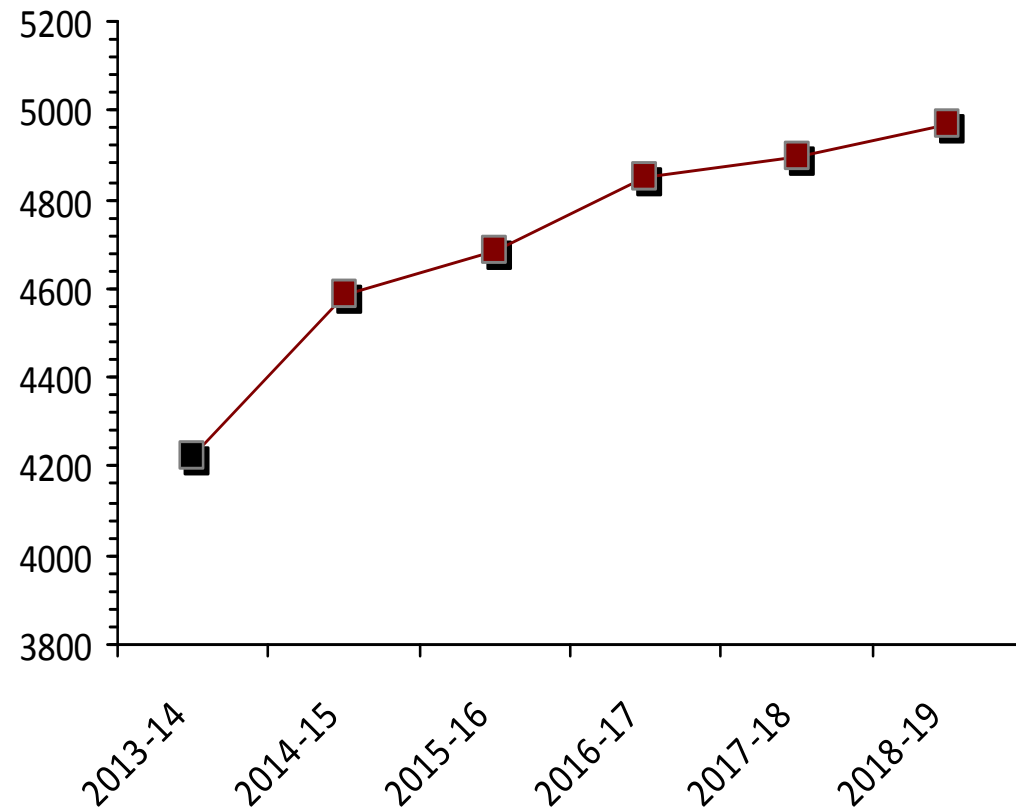
Striving for excellence



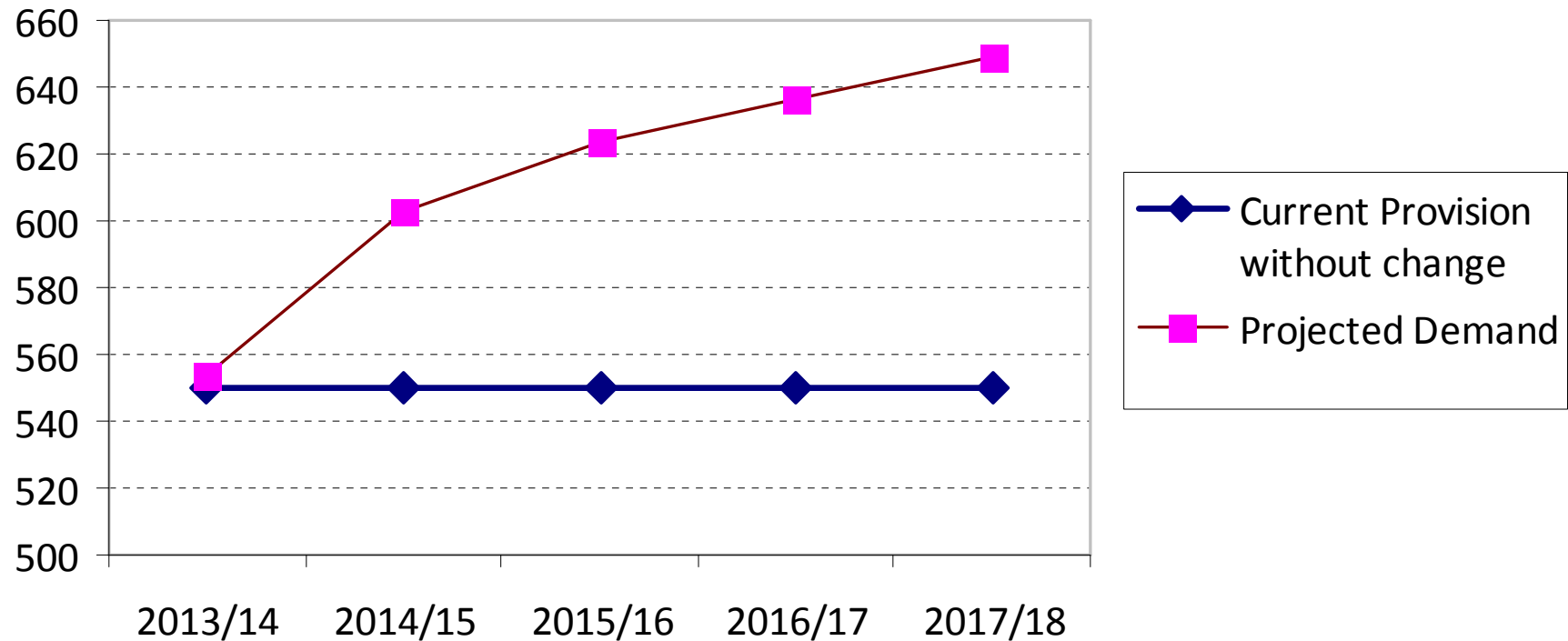
# Need to Increase Reception Places in Enfield

- 4,225 children are expected in Sept 2013 compared to 3,762 in 2008
- GLA Projections and local data suggest that demand for places will continue to rise
- By 2018/19 demand for reception places is expected to rise to around 5,000
- Primary Places Strategy aims to provide sufficient capacity to meet projected demand in future
- The Council has a legal duty to provide sufficient school places
- **For the South West Enfield area and additional 90 places will be required by 2018**

## Projected Demand for Reception Places



# Need for places in South West Enfield





# Cause and Effect

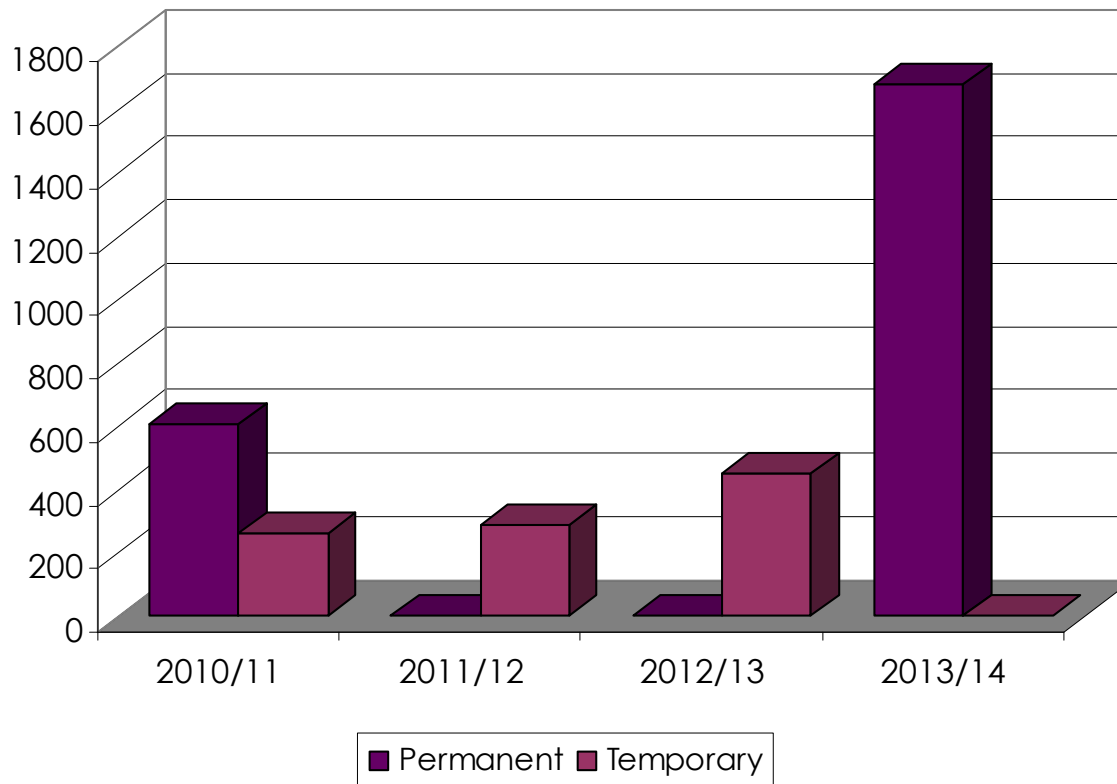
This increase is reflected across the country and more acutely in London -it is due to the following factors:

- Increase in the birth rate
- Fewer people moving out of the borough
- Migration in the borough
- Higher occupation levels including new developments
- More homes with multiple occupancy
- Popular and successful schools

# PEP Objectives

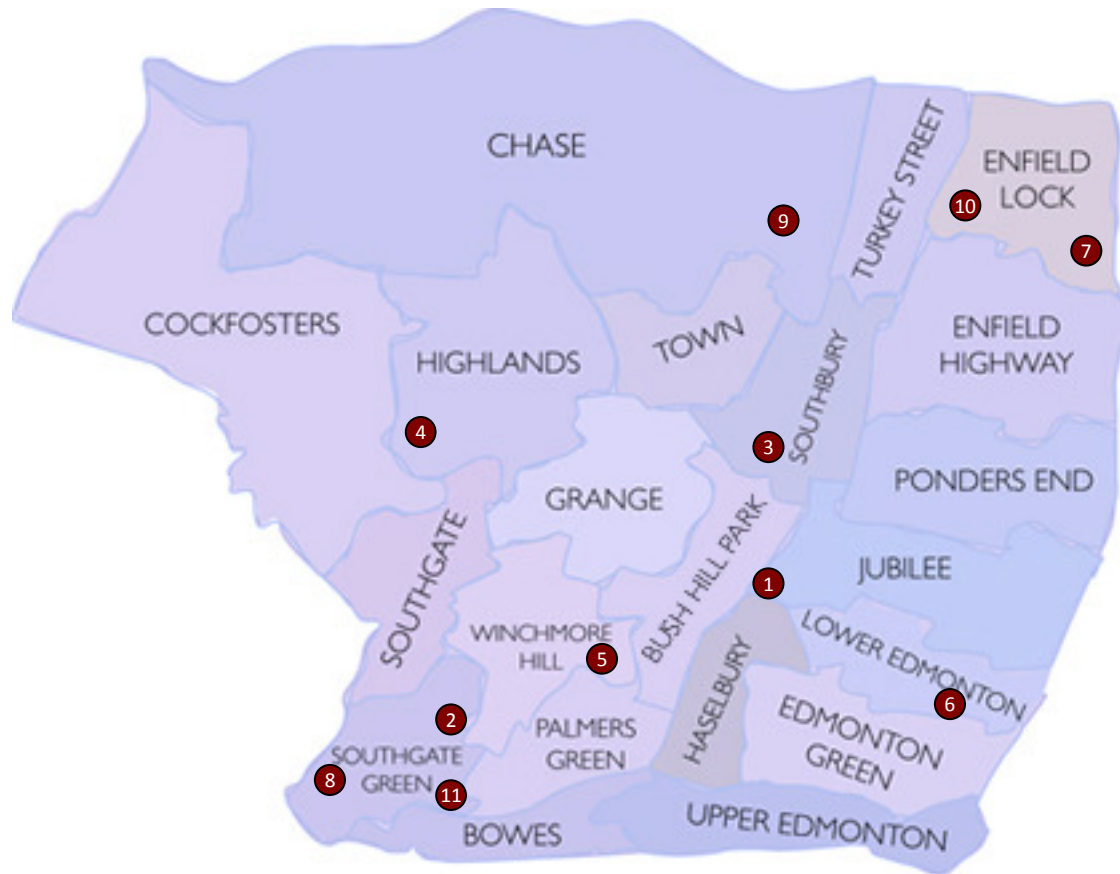
- To add increased permanent capacity, rather than relying on temporary (bulge) classes, because this:
  - Allows the provision of new facilities to accommodate the additional children
  - Provides greater information and confidence to parents when applying for a school place
  - Provides greater ability for schools to plan for their expansion, including staff recruitment and curriculum management, rather than year-by-year decisions about bulge classes
- To provide a greater degree of choice for parents by building in a degree of flexibility into the number of places available across the borough.
- To deliver an affordable capital programme at a significant pace, whilst minimising disruption to the schools involved.
- Positive engagement with schools and local stakeholders on the proposals.

# Building Primary Places



- Since 2010 an additional **1,615** primary school places have been delivered
- Infrastructure for **630** of these places is **permanent** and **985** is **temporary**
- PEP delivers capacity for **210** permanent new reception places in **six schools** by Sept 2013 with improvements at two further schools
- The PEP Phase 1 will provide capacity for **1,680** permanent places overall

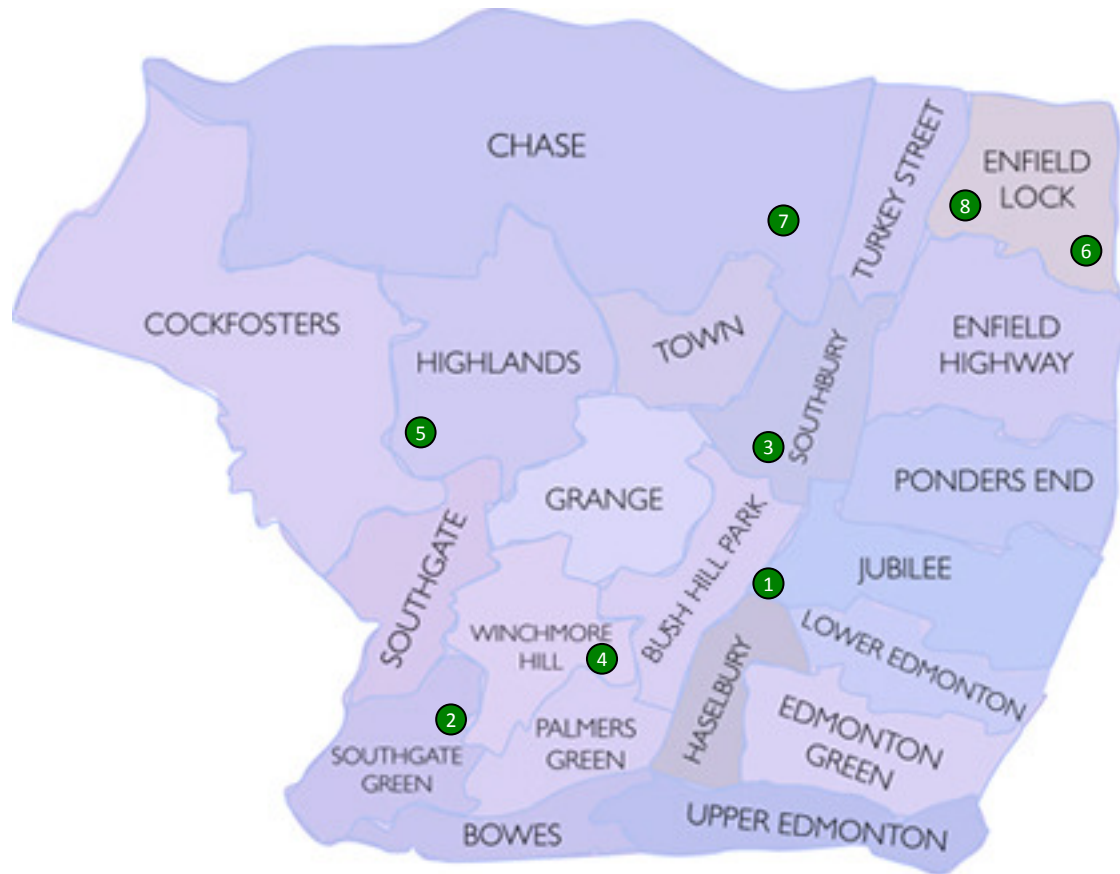
# Originally Proposed PEP Schools



## Proposed PEP Schools

1. Edmonton County
2. Garfield
3. George Spicer
4. Grange Park
5. Highfield
6. *Houndsfield\** (works complete)
7. Prince of Wales
8. Walker
9. Worcesters
10. *Chesterfield*
11. Broomfield

# Current PEP Schools



## PEP Schools

1. Edmonton County
2. Garfield
3. George Spicer
4. Highfield
5. Grange Park
6. Prince of Wales
7. Worcesters
8. *Chesterfield\** (admission numbers already permanently increased)

# Development Programme

School	Current Admission Number for Reception	New Admission Number	Commencement
<b>Garfield Primary School</b>	60 pupils (2 classes per year)	90 pupils (3 classes per year)	1FE from Sept 2013 (30 pupils)
<b>Highfield Primary School</b>	60 pupils (2 classes per year)	90 pupils (3 classes per year)	1FE + nursery from Sept 2013 (30 pupils)
<b>George Spicer Primary School – Kimberley Gardens Annex</b>	60 pupils (2 classes per year)	120 pupils (4 classes per year)	1FE from Sept 2013 1FE from Sept 2011 (60 pupils)
<b>Edmonton County School – Bury Street Site</b>	0 pupils (Secondary school)	60 pupils (2 classes per year)	2FE from Jan 2014 (60 pupils)
<b>Prince of Wales Primary School</b>	60 pupils (2 classes per year)	90 pupils (3 classes per year)	(1FE pupils from 2012) (30 pupils)
<b>Worcesters Primary School</b>	60 pupils (2 classes per year)	90 pupils (3 classes per year)	1FE by Sept 2013 (30 pupils from 2012)
<b>Grange Park School</b>	90 pupil (3 classes per year)	120 pupils (4 classes per year)	1FE by Sept 2013 (30 pupils from 2013)
<b><i>Chesterfield School*</i></b> <i>Completion of physical expansion</i>	<i>120 pupils</i> <i>(4 classes per year)</i>	<i>120 pupils</i> <i>(4 classes per year)</i>	<i>6 new classrooms by Sept 2013</i>

# Achievements

- Admissions numbers permanently increased with the DfE
- Places secured for all reception applications received on time in September 2013
- Planning Permission agreed for five schools
- Two further applications this summer
- Contractors in place to deliver building works
- First stage works begin this summer
- Plans for new school at Garfield
- Negotiations ongoing for the next phase of the PEP.

## Admissions 2013

96%

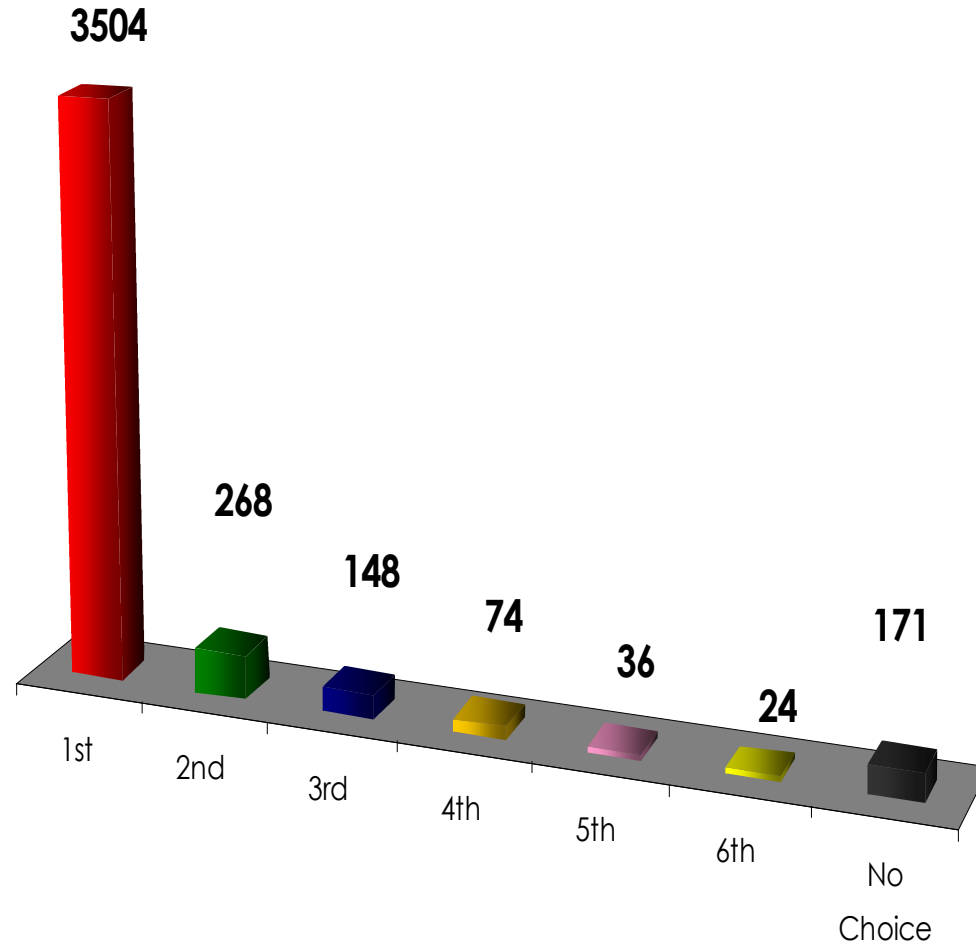
of applicants got a school of their choice

**ABOVE THE LONDON AVERAGE**

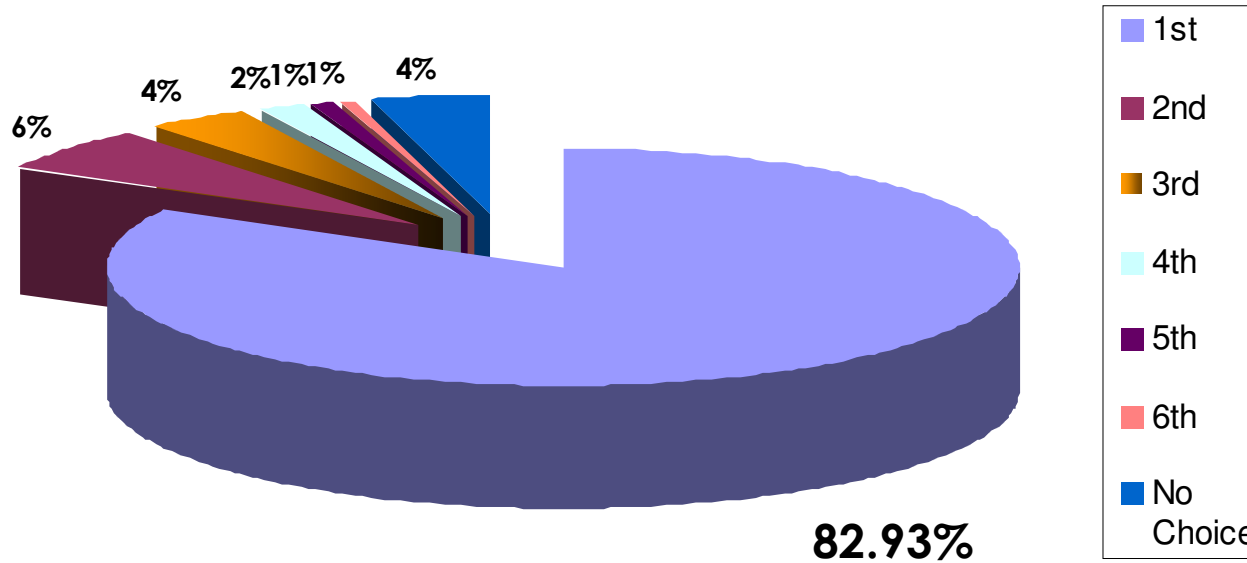


# Reception Places Admissions 2013

- 4225 applications received
- Approximately 83% of parents got their 1<sup>st</sup> choice of school
- Variations due to late applications



# Reception Places Admissions 2013



- **Enfield** 82.93%
- **Barnet** 80.23%
- **All London** 80.57%

# Question & Answers